

EXMOUTH, WESTERN AUSTRALIA  
August 15th - 22nd

2024   
NINGALOO  
PHOTOGRAPHY  
SAFARI

HOSTED BY BROOKE PYKE PHOTOGRAPHY

[WWW.BROOKEPYKEPHOTOGRAPHY.COM](http://WWW.BROOKEPYKEPHOTOGRAPHY.COM)

FOLLOW ME @BROOKEPYKEPHOTOGRAPHY






## NINGALOO PHOTOGRAPHY SAFARI

Embark on an enriching journey into the depths of Ningaloo Reef in 2024. Join Brooke Pyke for an exclusive and intimate ocean photography safari, where we'll seek out Western Australia's most incredible marine life encounters. Explore the UNESCO-listed Ningaloo Reef and learn the art of capturing its renowned marine inhabitants. This week-long photography experience aims to showcase the diverse marine life and the beauty of Ningaloo's healthy reef systems while connecting us with something bigger than ourselves. Open your eyes to a new world and using photography as a creative medium we will gain a deeper understanding of our relationship with the ocean.

Throughout this trip, participants will delve into the fundamentals of freediving, gain insights from local biologists and researchers, learn the essentials of underwater photography and photo editing. Tailored for photography enthusiasts seeking to elevate their skill set while encountering ocean giants like whale sharks, mantas and humpback whales. This expedition promises a comprehensive and immersive marine wildlife experience.

Limited to a small, exclusive group of only 7 guests, to ensure an intimate setting for each participant. Secure your place today for an unforgettable venture into the depths of the Ningaloo reef.



## WHAT'S INCLUDED



- 7 Nights accommodation in exmouth
- Modern exmouth marina villa close to beach
- Full day introduction to freediving with Salty Hearts
- 3 days mega fauna swimming private charter with Kings Ningaloo Reef
- Sunset whale watching photography cruise with canapés on deck
- Welcome BBQ fully catered on arrival day
- Basic breakfast supplies
- Photography fundamentals workshop
- Editing workshop using adobe Lightroom
- 1 on 1 photo feedback session with Brooke Pyke
- Marine biologist and in water guide while on charter
- 3 days aerial spotter pilot and aircraft
- Small group of only 7 guests
- Morning tea, lunch, fruit and refreshments while on charter
- Tea, coffee and mineral water while on charter
- Return Exmouth transfers to our vessel while on charter
- Gear rental while on charter (basic fins, mask, snorkel, full wetsuit)
- Professional photos from the trip from Brooke pyke
- Marine life presentations from local researcher/biologist
- Protect what you love manta t-shirt
- Protect what you love manta neoprene mask strap
- Will & Wind/Brooke Pyke Photography quick dry sand free towel hoodie
- Underwater photography manual PDF book
- Photography & Editing workshop info sheets





## ABOUT THE NINGALOO REEF



Ningaloo Reef, situated on the western coast of Australia, is an otherworldly landscape where the red Australian desert meets the blue Indian Ocean. As the world's largest fringing reef, it's a thriving habitat for diverse marine species, attracting ocean enthusiasts and divers seeking unique encounters with marine mega fauna.

The name 'Ningaloo' originates from the Aboriginal word 'Nyinggulu,' meaning 'deep water.' Positioned near Australia's continental shelf where the ocean floor plunges to depths over 1000 meters, this creates a wildlife corridor for many pelagic species. From abundant coral reef systems to a variety of marine mammals, sharks, and rays, Ningaloo boasts a rich tapestry of marine life.

Spanning approximately 300 kilometers in length along Western Australia's Coral Coast, the reef hosts over 500 fish species and 300 coral species. Throughout the year, it becomes a habitat for an impressive array of marine life, including whale sharks, humpback whales, and manta rays, among others like sea turtles, hammerhead sharks, dugongs, and the occasional blue whale. A visit to Ningaloo ensures remarkable encounters with its seasonal marine mega fauna.

The reef's marine life follows distinct seasonal patterns. From March to August, whale sharks congregate in significant numbers for feeding, while humpback whales migrate from June to October en route to Broome for calving. Manta rays frequent the area year-round, with higher numbers during winter and spring.

The inner lagoon of Ningaloo Reef harbors an abundance of fish life, easily accessible from shorelines like Turquoise Bay, Oyster Stacks, and South Mandu. Remarkably, in some areas, the outer reef is merely a 200-300-meter swim from shore. However, to explore the open ocean and witness encounters with whale sharks, mantas, and whales, a boat trip with a spotter pilot's guidance becomes necessary. This easy access to both the inner lagoon and open ocean vistas adds to Ningaloo's allure, beckoning visitors to immerse themselves in its natural wonders.

## ABOUT BROOKE PYKE



Brooke is an award winning underwater photographer based on the Ningaloo Reef in western Australia.

Originally from Melbourne, Victoria Brooke now lives full time on the Ningaloo Reef in Western Australia. Her interest in photography started in high school. During her younger years she was always seen with a small camera loaded with black and white film. Despite her initial plan to pursue photography at university in Melbourne, she took a different path, diving into the world of graphic design instead.

Not long after that she had a sudden change in career when she fell in love with scuba diving. Moving overseas Brooke began to train up as a dive instructor. After several years working as a dive professional across Thailand, Indonesia, and Australia, she rediscovered her love for photography. It was during her time as an instructor that she borrowed an underwater camera from a friend, reigniting her passion. Her proficiency was evident, given her previous experience with photography. Dive shops soon recognized her talent and began using her photos for their social media and websites.

The fusion of diving and creative expression became her new avenue, coinciding with the rise of Instagram, where she found inspiration in photographers worldwide. Witnessing these photographers turn their passion into successful careers, particularly in capturing marine life, fueled her own aspirations.

Despite teaching diving for years, she felt she needed a more creatively fulfilling profession. Her hobby of underwater photography had evolved into and Brooke hoped to make it into a career.

Lacking formal training or official qualifications in photography didn't discourage her. She devoted herself to self-improvement, dedicating considerable time to refining her skills and expanding her portfolio. This dedication led her back to Australia, with a goal to secure positions as a photographer on the Ningaloo Reef. Finally, in 2021, her hard work paid off as she landed her first professional photography job. Not even two years into her professional career in the field Brooke then won a prestigious international award in the 2022 OPY.

Brooke still lives and works on the Ningaloo as a professional photographer and loves sharing her backyard with visitors as well as organising photography trips for like minded people.

FOR MORE DETAILS ABOUT BROOKE'S CAREER AND PHOTOGRAPHY JOURNEY

[WWW.BROOKEPYKEPHOTOGRAPHY.COM](http://WWW.BROOKEPYKEPHOTOGRAPHY.COM)

 [@BROOKEPYKEPHOTOGRAPHY](https://www.instagram.com/BROOKEPYKEPHOTOGRAPHY)



"As a wildlife photographer, my aim is to capture the ocean's unique inhabitants with the perfection they deserve. I firmly believe that photography and art have the power to ignite a passion for conservation in the next generation. Through sharing my imagery, I aspire to contribute to the protection of our planet's last remaining wild places. Join me on this journey to celebrate and safeguard our oceans".





# ABOUT EXMOUTH

The small town of Exmouth is 1,200km north of Perth with a permanent population of only 2,800 people. It lies on the Eastern side of the North West Cape on the Exmouth Gulf. The Exmouth Gulf it's self is home to many marine species such as dugongs, dolphins and mantas. Whales also use the Gulf during their migration to rest with their calves. The gulf is very much connected to the Ningaloo reef, with rich mangrove systems and protected shallow waters it is a breeding ground and nursery for sharks and rays. To reach the World Heritage Listed Ningaloo Reef from Exmouth town, it is only a short 30 minute drive to the western coast of the cape. Within 40 minutes you can reach the Cape Range National Park which is a rocky landscape of ancient limestone ridges that run parallel with the Ningaloo Coast. There are many great hiking trails you can use in the area which are perfect for capturing photos of some native wildlife during your stay such as rock wallabies, bats, birds of prey, dingoes, kangaroos and emus can be seen. The coast offers a lot of great beaches for surfing, relaxing and snorkeling. In some areas the coast is so close to the outer reef you only have to swim about 200m to reach it. The closest town to Exmouth is Coral Bay which is 150km away and even smaller with a permanent population of 250 people. If you have the time we highly recommend to extend your trip after the Safari and enjoy exploring some of the area on the Ningaloo Coast as it has so much to offer. Any nature and ocean lover will be right at home here and there are many tours and self guided exploring you can do. If you are going to extend your stay, book things early as accommodation and tours do tend to book out.

## GETTING HERE

To reach Exmouth, you can either drive up from Perth (allow min 14hrs) Best option is to fly from Perth to Learmonth which our closest airport. Learmonth Airport is 32km south from the Exmouth town center. You can easily reach Exmouth by hiring a car at the airport (make sure you book in advance) or book the local airport bus charter into town.

## WEATHER AND WATER TEMP

August is winter time for us here in Australia. We are lucky on the Ningaloo our winter's are quite mild. The day time temp usually is around 20-25C, night time can drop down to 10C. The water temp in August will vary from 21-24C depending on the currents. A 3mm full length wetsuit will be sufficient. However if you feel the cold I recommend to bring yourself a hooded vest to wear underneath or a steamer. We do require you to always be fully covered when on the outer reef in case of stingers. The WA coast is quite exposed to wind and swell and conditions in the open ocean and the conditions can be rough. A warm jacket is a good idea to bring on the boat as the wind can sometimes be chilly.

# TRIP ITINERARY



## DAY 1 - 15th August - Welcome to Exmouth and the Ningaloo!

### **3pm Check-in and Meet & Greet**

Arrive at the house for 3pm sharp to be allocated your room and meet your fellow guests. Get settled in and unpack, make yourself feel at home in the beautiful house. Brooke will give an introduction and info session about the photography safari and what you can expect over the coming days. She will run through various info about the area and share some local knowledge with you on the Ningaloo coast and local history.

### **5pm at Guest Accommodation - Welcome BBQ**

Everyone will join together for a welcoming BBQ dinner at the safari team house so we can all get to know each other before our week of amazing adventures ahead. BYO drinks.

## DAY 2 - 16th August

### **9:00am at Guest Accommodation - Photography Fundamentals workshop**

We will kick off the photography component of the trip with an in depth look into the world of photography. Brooke will teach you about the art of photography, covering topics such as camera settings, framing your shots, how to interact with wild life just to name a few. You will also have the opportunity to ask questions and get assistance setting up your camera gear.

## DAY 3 - 17th August - Introduction to Freediving

### **8:00am at Guest Accommodation - Free diving Theory with Salty Hearts**

Whether you're new to freediving or already certified this full day introduction to free diving will be a great opportunity for you to gain some new skills or improve on what you already know. In the morning we will run through some freediving theory. The theory session will cover equipment, Physiology, Diaphragmatic breathing and Freediving basic principles.

### **1:00pm at Exmouth Pool - Introduction to Freediving**

After a lunch break we will head to the local pool to practice with two experienced freediving instructors from Salty Hearts freediving school. You will learn all the basic skills required to successfully dive on a single breath. This intro will cover skills like static apnea, dynamic apnea, streamlining, correct finning techniques, duck diving, in water diver safety and rescues, how to freedive with a camera and more. You will learn about yourself and about your relationship with the water. Basic freediving education is important for safety, for comfort, for ease of learning and for consideration of others. If you're already certified in freediving this is the perfect opportunity for you to train and perfect your skills under the guidance of experienced instructors.

## DAY 4 - 18th Aug - Full day charter on Magellan - Introduction To the Reef

### Depart Exmouth 7:00am - Travel to Tantabiddi Boat Ramp

On day 1 on board Magellan with Kings Ningaloo we will be introducing you to our beloved Ningaloo reef. The tour starts with crew introductions, safety briefings and boat orientation. Then we will enjoy some morning tea and refreshments. Our first morning on safari will start off with a relaxing morning snorkel in the beautiful coral reef lagoon. Here we can encounter anything such as stings rays, reef sharks and turtles. We will explore the beautiful reef and drift over the large coral bommie formations full of fish. This will give everyone a chance to relax into the day, and play around with their camera working on perfecting some shots and compositions of the lagoon reef life. Brooke will be nearby to offer assistance and answer questions if you need guidance.

Next we will enjoy some light snacks and hot drinks while we depart the lagoon and head for the outer reef. Meanwhile our spotter pilot will begin to look for our first marine mega fauna to swim with. Animals we may have the chance to interact with could be whale sharks, manta rays or humpback whales just to name a few. What we will see will vary depending on which animals are visiting the reef that day. Our focus will be finding mega fauna that we can get in, swim with and photograph. But be prepared for anything, this is the Ningaloo reef sometimes nature surprises us out there and we never know what amazing things might be around to put on a show. Depending on what we marine mega fauna is found, we will brief you appropriately on how our in water interactions will run in accordance with our interaction protocol and local laws. What will happen over this portion of the tour will vary each day and the time we spend on the outer reef may change depending on conditions and what wildlife is around. Travel time to where our mega fauna is spotted can also vary.

At midday we will have a yummy lunch as we head back to the inner lagoon for the end of the day activities. Our afternoon is flexible and depending on conditions we may finish off with another lagoon snorkel or a lagoon cruise to look for dugongs or other species of mammals we can photograph from the boat. Arrive Back to Tantabiddi Boat Ramp between 2:00-3:00pm, drop back to accommodation approx 3:00-4:00pm.

### Evening Event: 5-7pm - Discussion and feedback session.

After our first days tour Brooke will run through how to safely store and back up your files on a hard drive. She will then offer a group photo feedback session and discussion. You can each select a few of your favorite shots to share with everyone for a friendly and constructive review and discussion. This will be helpful so each person can work at improving things they found difficult on day one and can then aim to improve over the following 2 days on charter. Everyone is free to offer advice, share knowledge and experience in a constructive and friendly way so we can all learn from one another.

## DAY 5 & 6 - 19th to 20th Aug - Full day charter on Magellan - Marine Mega Fauna

### Depart Exmouth 7:45am - Travel to Tantabiddi Boat Ramp

Now that you know how the day runs, day 2-3 will be very similar to day 1 on Safari. We may decide to skip the morning snorkel and head directly to the outer of the reef. While we cruise we will enjoy some morning tea and refreshments. Our spotter plane will follow us out and begin searching the Ningaloo for marine life we can either interact with in the water or view from the boat. At midday we will have some lunch and in the afternoon we will cruise the inner lagoon looking out for wild life and finish off the day with a nice lagoon reef snorkel. Arrive Back to Tantabiddi Boat Ramp between 2:00-3:00pm, drop back to accommodation approx 3:00-4:00pm.

### Evening Event Day 6 (12th August): 5-7pm at Guest Accommodation - Marine Life Conservation Talks

We will have a guest speaker at the house giving a presentation on local marine life and information about research programs on the Ningaloo Reef. A great opportunity to learn more about the unique area you're visiting, the animals you're seeing out there on the water and how you can use your photography skills as a tool for conservation initiatives.



## DAY 7 - 21st August - Full Day Photo Editing Workshop

### 9am - 3pm at Guest Accommodation

Learn how to professionally edit your photos with an in depth editing workshop and feed back session. Choose a few of your favourite shots from the trip and be guided through the use of Adobe Lightroom Classic to edit them. Brooke will also sit down 1 on 1 with each guest to give feedback on some of your photos and answer any questions you may have about editing and photography in general.

### 4pm until Sunset - Meet at Exmouth Marina - Sunset Whale Watching Cruise

Relax on deck as we cruise the Exmouth gulf with Ocean Eco Adventures on board the beautiful vessel Latitude 22. This cruise is a great opportunity for you to capture some topside shots of resting and hopefully playful humpbacks in the beautiful golden sunset light while enjoying some delicious canapes. You can BYO drinks on board, glassware and eskies are provided.

### 7pm Evening event (optional) - Whalebone Brewery

To finish off and celebrate a magical week we will meet up at the local brewery for drinks and some dinner together before everyone departs the following morning. This event is self provided.

## DAY 7 -22nd August - Check out

### 10am Check Out

The trip has sadly come to an end and it's time to depart on your next adventure. Please make sure the house and grounds are left in a tidy and clean condition. All food removed from the fridge, trash must be put in the bins and furniture returned to original positions. Return key to safety deposit box and remember to take all your personal items with you.





## WHAT'S NOT INCLUDED


- Underwater Camera Hire
- Freediving equipment
- Snorkeling equipment while not on charter
- Editing Software/Laptop
- Travel/dive Insurance
- Camera equipment insurance
- Flights
- Car Hire
- Airport transfers
- Food and drink while not on charter
- Alcohol

## WHAT TO BRING

- Camera with wide angle or fisheye lens, Underwater Housing
- Camera with zoom lens (optional for above water photos)
- Spare camera battery, spare SD cards
- Any spare camera parts, O ring grease and tools etc
- Lens cleaner and cloth
- Carry Bag for camera
- Arm/wrist lanyard for underwater camera
- Gopro as a backup if you have one (optional)
- Adobe Lightroom Classic Editing Software
- Laptop Computer
- Portable hard drive for back ups
- Mask & snorkel (ideally a low volume freediving mask)
- Freediving fins (or closed heel snorkeling fins, **not scuba diving fins**)
- Freediving weight belt
- 1-2mm fin socks (if you're prone to blisters)
- Good vibes and ocean calmer
- Dive weights (you can hire in Exmouth)
- Wetsuit (3mm recommended)
- Spray jacket and warm sweater
- Swim wear
- Sunhat
- Personal Items
- Good vibes and ocean calmer
- Reef Safe Suncream
- Sense of Adventure
- Beach Towel
- Reusable water bottle
- Seasick medication (for those prone to it)
- Telstra (or similar) sim card (no optus reception in Exmouth!)
- Note book and pen



# WHAT WILL WE SEE AND SWIM WITH?



While we'd love to guarantee you'll have a magical encounter with our wildlife, the truth is, it's always up to the wildlife and the conditions on the day. Our tour is more like exciting African safaris, where we embark on a quest to find incredible creatures in their natural habitat, taking into account factors like weather, sea conditions and wild life behaviour.

Our promise to you is we will use every tool we have available to give you the best experience. With only one small, single swimming group of 7 people we will maximise the chance for quality interactions.

To ensure the best opportunities, we work closely with an experienced spotter plane pilot who helps us locate and track mega fauna such as Whale Sharks, mantas and humpbacks. However, as these are wild animals, their behavior is unpredictable, and we prioritize their well-being. There are certain rules in place to ensure everything we do is done in a respectful and ethical way for us and the marine life we choose to swim with. Therefore, we cannot guarantee interactions with wildlife during your tour.

During the tour if the mega fauna we are swimming with takes a "dive" or moves along, we dispatch the spotter plane to search for more. You may have multiple encounters during the day, but it's important to set your own pace and swim only when comfortable. Whether we choose to swim with certain marine life comes down to the animals wellbeing, our own safety, where we can legally do so and the decision from our in water guides and skipper.

There will also be opportunities to encounter wildlife near the boat from the surface as well, we never know what we might come across out there. So even if it's an animal we cant swim with, you have the chance to photograph is from the boat as well.

## POSSIBILITIES OF IN WATER INTERACTIONS

- Aggregating whale sharks
- Feeding manta Rays
- Migrating humpback Whales
- Sea Turtles
- Octopus
- Sea snakes
- Variety of tropical fish
- Reef Sharks
- Sting Rays
- Shovel Nose Rays
- Leopard Sharks
- Schooling fish
- Eagle Rays
- Jellyfish
- Macro reef critters

## WHAT WE MIGHT SEE FROM THE BOAT

- Pods of Dolphins
- Playful Humpback whales
- Humpback mothers with young calves
- Minke Whales
- Orcas
- Sea Birds
- Tiger Sharks
- Dugongs
- Sea snakes

**Please note:** the marine life listed above is not guaranteed but it's what we might have the possibility to encounter.

**What CAN we guarantee?** A good day out on the ocean with passionate people who love what they and want to show you the best time!

## HOW WE INTERACT WITH THE 'BIG THREE' (mantas, whale sharks and humpback whales)

There are rules and guidelines set out by Department of Parks and Wildlife that we must adhere to on our interactions. We will explain these in more depth during the safari but here are some of the basics to give you an idea how it works. We never touch or hold onto any marine animals and we hope that goes without saying.

### MANTAS


Keeping at least 2-3m distance from the manta and try not to block it's path. Sometimes manta rays can they can get curious and might approach a bit closer. That's up to the manta. No flash photography allowed.

### WHALE SHARKS

We must always maintain at least 3 meters while swimming next to a whale shark, and 4m when swimming around the tail. Maximum of 10 guests with 2 in water guides may swim with a whale shark at any one time. No flash photography.

### HUMPBACK WHALES

Interacting with whales has more restrictions than any of our other mega fauna. Behavior of the whales must be assessed. We approach no closer than 30m from a humpback whale, we allow them to choose whether they interact with us. If they choose to approach the group we must aim maintain at least 15m distance. If swimming with a mother and calf, the calf needs to be more than half the size of the mother. Maximum group size is 7 guests and 2 in water guides. No flash photography, no free diving is allowed.



# OUR VESSEL: The Magellan



## About the Magellan

At 20m in length this is one time where size does matter. With plenty of room for all guests we take a maximum of 20 swimmers on board (only 7 during our charter). Two thirds of the back deck are undercover. This is over 32m<sup>2</sup> of shaded seating for your comfort not including the cabin. You can access the bow, the stern and even have a chat to our captain on the fly bridge. Custom built by the company owner Bill McDonald. With over 40 years at sea, Bill designed the Magellan to be comfortable, stable and with commercial tourism in mind. Just perfect for exploring the Ningaloo Reef. Powered by a MTU Diesel engine you'll find the Magellan is one of the quicker boats in the fleet. Meaning you'll never be last to where all the action is.

## Built for comfort

Our marlin board is positioned just above water level which allows for ease of entry both in and out of the water. Steps with railing down to the marlin board and a ladder at the back as required. Plus our ever ready deckhands to assist you.

## Bow and top deck access

The spacious bow is a great place for whale watching and photographing the action above water. Or you can relax in the spacious fly bridge upstairs with our skipper for a top down view on the reef and wildlife.

## Safety Equipment

Your safety is our priority. We supply life jackets for all passengers and crew, both Adult's and Children's sizes. The boat is equipped with First aid kit including Oxygen Resuscitation kit, flares and Defibrillator. All staff have their Senior First Aid Certificates. On board we have GPS systems, radios, satellite phones, safety raft.

## Facilities on board


Magellan is fully equipped with a spacious bathroom and toilet. There is a freshwater shower at the stern of the boat should you wish to rinse off after the tour.

## Refreshments and Lunch

During the charter you will be provided with morning tea, a delicious and healthy lunch spread that caters for vegan, vegetarians and other dietary requirements on request. Fruit and snacks are provided throughout the day to ensure you never go hungry. You have access to a tea and coffee station as well as mineral drinking water while on charter.



# ACCOMMODATION



## Modern Exmouth Marina Villa

This modern home is located in the Exmouth Marina with views of the canals. The house has five bedrooms, 2 bathrooms, sleeping a maximum occupancy of 10 persons. Walking distance to town is 25-30mins or a 10-15minute cycle, 5 minute walk to Exmouth Town beach.

### Facilities include:

- Air conditioning throughout
- Balcony
- Tv area
- Laundry with washing machine
- Bedding and linens
- Bath towels
- Fully equipped kitchen
- BBQ
- Driveway parking for 2 cars
- Walking distance to beach

### ROOMS

Bedroom 1 - Queen Bed

Bedroom 2 - Queen Bed

Bedroom 3 - Queen Bed

Bedroom 4 - 2x Single Beds

Bedroom 5 - 2x Single Beds



# GUEST TESTIMONIALS



"I loved the whole trip. My house mates were fantastic and we easily bonded together due to our shared passion. The boat trips were the highlight of course. Brooke's ability to easily explain underwater photography techniques was valuable. It was a real treat to have talks presented to our group from such experienced and passionate marine biologists. Brooke was able to explain Lightroom well and have easy to follow work flow examples. All in all I loved the lot!!"

Ningaloo Photo Safari 2023

"Wow where do I begin. This trip absolutely exceeded my expectations. Brooke your passion for the underwater world genuinely shines through in everything you do. We could not have asked for more. Great wildlife encounters, beautiful conditions, lovely boat & amazing crew. Loads of helpful information to take my photography to the next level."

Ningaloo Photo Safari 2023


"The trip experience was fantastic providing a range of memorable moments from encounters, to technical education and conservation awareness.

I think it's hard to not claim the sea time and in water experiences as a highlight, but I will also give an special mention to the various guest speakers/environmental factors discussions which enhance the experience by adding a greater level of depth and appreciation as to why the photography of wildlife tells a story and has deeper meaning beyond a fine art picture."

Ningaloo Photo Safari 2023



# FAQ > Please read!



## Can you guarantee what we will see while on Safari?

Nope, that's actually the beauty of this tour. What we can guarantee is you'll have the best possible tour we can muster (e.g. we still use spotter planes, we limit the guest count, etc.) and our best effort to secure you multiple swims with different species. The tour starts with what we believe is the best in-water experience for you and we'll continue to search for additional mega fauna throughout the tour. We want to show you the best of the Ningaloo reef, in the way the locals appreciate seeing it. Every day on the reef is wonderful, but sometimes it's extra special and this is the perfect tour for that experience.

## What Can I Expect from the Safari?

This is a tour for people who want the ultimate Ningaloo adventure and are ready for a unique experience. The way we approach this tour is embracing what the Ningaloo Reef has on offer for that particular day. When the spotter plane goes up, they will be instructed to find us suitable mega fauna to swim with. There are never any guarantees when you're dealing with nature but we make our best attempts to conduct exceptional in-water experiences. While we are swimming, the spotter plane continues to look for other mega fauna and communicates those options to the skipper to increase the chances of seeing more wildlife.

## What if we encounter bad weather?

This happens very rarely and the vessel we are using is built for offshore work with rough seas states and our skipper has many years experience on the reef. The charter can be customised to suit many of the conditions we experience here. Luckily for us we have the protection of the reef on the inner lagoon so if the weather does turn nasty, we will spend more time in a protected area. If we deem the conditions not safe enough to run the tour, that portion of the tour will be refunded to you.

## Do I need travel and diving insurance?

Yes this is recommended and check if your travel insurance covers freediving and snorkeling so you know you're covered. In case of unforeseen events or cancellations it is recommended you take out travel insurance.

## Do I need my own freediving gear?

Ideally yes that is the best option so that you have gear you know fits you and will ensure each day is comfortable for you. You will need your own equipment for the freedive introductions (mask, fins, snorkel, wetsuit, weights and belt). We do provide basic snorkeling equipment for the days on charter (full wetsuit, mask, snorkel, basic fins). If you're not able to bring your own gear you will need to hire some locally for the freedive training. If bringing your own dive weights is not doable you can hire these from Exmouth Dive Center in town.

## Do I need to be good at free diving?

Free diving is not 100% necessary for this trip and you will be learning all the necessary skills in our full day introduction to freediving. How much freediving you want to do is really up to you and what you feel comfortable with. Much of the marine mega fauna interactions will be done at the surface so snorkeling will still give you a great experience. It can be useful to be able to dive down a few meters in case you want to capture photos of any marine life (such as sting rays, coral etc) that may be close to the bottom during our lagoon snorkels.

## What kind of camera should I bring?

To get the most out of the course I recommend as a minimum (if you don't have a full frame DSLR) to bring a compact camera that has full manual features, wide-angle or fisheye lens and underwater housing. I would advise against using a GoPro for this trip if you're really serious gaining some experience and skills in underwater photography. Unfortunately GoPro cameras don't offer full manual control and are better designed for video.

## Can you recommend a good beginners camera set up?

If you're just starting out in underwater photography and not ready to invest in a full frame set up. Some good options are a Canon G7X, Canon G16, Sony RX100, Sony A6500. You will need to get a wide angle lens or fisheye lens as well for best results when photographing large animals. For housing, domes and wet lenses look at any of these brands: Nauticam, Aquatica, Ikelite, Marelux, Fantasea. Avoid cheap rip offs like SeaFrogs.

## What are some good set up options to consider?

This really depends on your budget. This website can be a great resource to see different options which are recommended for underwater photography.

[www.uwphotographyguide.com/digital-underwater-cameras](http://www.uwphotographyguide.com/digital-underwater-cameras)

## Should I have floats for my camera?

Ideally you want your camera to be either neutrally or negatively buoyant. This makes it much easier to freedive and snorkel with. If your camera floats you will find it difficult to duck dive with so I recommend adding weight to it.

## Do I need strobes or lights for my camera?

This photography trip will focus on using ambient light only. As much of our in water time will be spend very shallow there is plenty of natural light to work with. This also means we cause less disturbances to the marine life we photograph.

## I'm a beginner at photography, can I come?

Absolutely! This trip is for anyone with an interest in the ocean and photography. Whether you're a pro or beginner this trip will benefit you. The safari is designed to cater for all levels of photographers and ocean lovers who wish to have an amazing and unique experience photographing and swimming with mega fauna on the Ningaloo Reef. It is highly recommended that before you join the trip you practice with your camera setup so you know how it works and are comfortable setting it up and taking photos. Use your camera manual booklet to familiarise yourself on how to change the settings so you know how it works. Take it to the local pool if you don't have access to a beach for snorkeling for some practice sessions.

## I'm not a strong swimmer, can I join?

While being an Olympic swimmer is not necessary it is important to note that we will be swimming with large marine animals in open ocean often with wind and swell. We would advise that you have a certain level of confidence, fitness and ability to swim at least 100m unassisted in deep water and potentially rough conditions. Our boat will always be near to us should anyone need assistance and all our crew are trained to help people in need should the situation arise. Our in water guide will always be accompanying us on each snorkel.

## Do I need to be a certified diver or freediver to join?

No diving certifications are needed. As long as you have some experience at snorkeling and are comfortable using a mask, snorkel and fins without assistance. It is required that you are very comfortable in the open ocean with a good swimming ability (can swim at least 100m in open ocean unassisted).

## What is the average water visibility?

Visibility varies a lot here each day and it depends greatly in the swell, wind and tides. Usually the visibility is at least 5-15m, on a glamour day it can be as good as 20m+.

## Do we need to wear a wetsuit?

This is up to you, depending on how cold you get. Water temp in September is between 21-24C. For your safety we require you to be fully covered (arms and legs) in case of jelly fish in the area. Leggings and a rashie would suffice if you don't like wearing a wetsuit. A 3mm full length wetsuit is recommended especially for the freedive training as the pool can be quite cold.

# BEFORE YOU ARRIVE



## GETTING HERE

To reach Exmouth, you can either drive up from Perth (allow min 14hrs) Best option is to fly from Perth to Learmonth which our closest airport. Learmonth Airport is 32km south from the Exmouth town center. You can easily reach Exmouth by hiring a car at the airport (make sure you book in advance) or prebook the local airport bus charter into town.

## ARRIVAL / CHECK IN TIME

Check in time to your accommodation in Exmouth is at 3pm. The keys will be in a security box at the front door. The address and security box code will be forwarded to you closer to the date. If everyone can aim to arrive at 2pm so you can all meet each other and check in at the same time that would be great.

## GETTING AROUND TOWN

Exmouth town is relatively small place, getting around is easy by walking or renting a bicycle. Walking distance to town from the accommodation is 25-30mins or a 10-15minute cycle ride. There are no taxis so be sure to book a rental car if you want to do any exploring. Be sure to prebook a car early as you can as they sometimes sell out.

## FOOD

The kitchen in the house is fully equipped should you like to cook yourself anything. Morning tea, lunch, fruit and drinks are included on the 3 safari days. I recommend for you to stock up on snacks and any extra breakfast items when you arrive that way you are prepared.

## EATING OUT

There are lot's of great restaurants in Exmouth and some do take away and deliveries. Manta Rays Restaurant is a short walk from the house. Other good ones to check out are Whalebone Brewery (best beers and pizza), Whalers Restaurant, The Beach Shack, Adrift Cafe, Bamboo (good coffee), BBQ Father (BBQ and Italian food, weird combo I know), Froth Brewery (beers and pub food), Social Society Cafe (great coffee and veggie lunch/breakfast options).

## SHOPS

There's not many of them but we have all the essentials: Bakery, 2x IGA grocery stores, pharmacist, post office, surf shops, newsagent, bottle shop, art gallery, gift stores, hospital, medical center, massage/spa, yoga etc.


## CAPE RANGE NATIONAL PARK

If you have spare time outside of the trip I also recommend to explore the national park, there are so many beautiful sites to visit and beaches to snorkel. Everything is very easily accessible. Each vehicle will need to purchase a national park pass upon entry (\$15 per vehicle per day).

## FACEBOOK GROUP

Once each guest is confirmed on the trip, I will send everyone a link to the Facebook group should you want join in and chat to one another and perhaps organise meeting up on arrival and sharing rentals cars etc. This has worked well on previous trips and can also help if you have any questions in preparation for departure to Exmouth.





# HOW TO BOOK Photography Safari 2024

TO BOOK YOUR SPACE EMAIL: [oceanicbrooke@gmail.com](mailto:oceanicbrooke@gmail.com)

## PRICES FOR AUGUST 2024

\$5,700 AUD Per person - shared accomodation

Single person supliment for private queen room +\$200

+\$150 AUD Accommodation Security Bond Per Person  
(due on check in at accom)

## PAYMENT SCHEDULE

\$1,500 Non-refundable deposit due when booking

\$2,000 due May 1st 2024

\$2,200/2,400 final balance due June 1st 2024

Payment must be made in \$AUD by bank transfer to the nominated account. These details will be supplied to you upon booking along with an invoice for your records. Credit card payments available on request and will incur a 4% processing fee. Any fees associated with your electronic funds transfer are your responsibility. Prices are all inclusive of GST.



“Even if you never have the chance to see or touch the ocean, the ocean touches you with every breath you take, every drop of water you drink, every bite you consume. Everyone, everywhere is inextricably connected to and utterly dependent upon the existence of the sea.”

— Sylvia A. Earle



## BOOKING TERMS AND CANCELLATION POLICY

By securing your space on the 2024 Ningaloo photography safari, you agree to the following conditions and terms.

### Reservation Deposit:

To secure your booking, a non-refundable deposit of \$1,500 AUD is required. Booking spaces are allocated on a first-come, first-served basis upon receipt of the deposit. No holds are permitted without the deposit payment.

### Payment Schedule:

A second payment of \$2,000 AUD is due by March 1st, 2024.

The final balance payment \$2,100/\$2,300 is due by June 1st, 2024. Once the full payment is received by this date, no refunds will be provided for cancellations. Failure to make scheduled payments may result in loss of your space on the tour.

### Cancellation Policy:

Any cancellations made before June 1st, 2024 will incur a 30% cancellation fee and loss of deposit. If you find someone to fill your space, the booking can be transferred into their name with a 30% fee charge for canceling and changing the booking name. The initial deposit payment remains non-refundable in such cases. Any cancellations made after June 1st 2024 are non refundable and non transferable.

### Bank Fees and Travel Insurance:

Any fees associated with online bank transfers and international payments are the responsibility of the individual making the transaction. Credit card payments available on request and will incur a 4% processing fee. Travel insurance is highly recommended to cover flight cancellations, trip interruptions, illnesses and circumstances beyond our control (e.g., climate, weather events, natural disasters, epidemics, etc.).

### Cancellation by Organizer:

In the event that any portion of the trip is canceled due to unforeseen events or circumstances and cannot be rescheduled, a refund will be issued for the affected portion of the tour. If the entire trip has to be canceled due to unforeseen circumstances or global events (e.g., climate, weather events, natural disasters, epidemics, illness etc.) No refund will be given. You can make a claim for this with your travel insurance provider under these circumstances.

### Changes to Trip Itinerary

The itinerary provided is a guide only and may be changed or modified without notice as seen fit by the organisers and operators. Some portions of the trip may be extended or cut short if necessary to allow for unforeseen circumstances or events that may occur.

### Accommodation Security Bond

A security deposit of \$150 cash AUD per person will be held for the accommodation in Exmouth. This you can give to us on arrival in cash. The bond will be returned to you after check out from the accommodation. Any breakages, damage to the property or excess dirtiness will be charged to you. Accommodation rental may change depending on property availability. Photos are as an example only.

### Nature of Activity:

Upon booking this trip you agree you understand that participating in underwater photography, snorkeling and freediving activities involves inherent risks and dangers that include, but are not limited to, encountering dangerous marine life, sudden changes in weather conditions, strong currents and rough ocean conditions, equipment malfunction, and potential physical injuries and fatalities.

### Physical Condition and Training:

You confirm that you are physically fit and possess the necessary skills, training, and experience to engage in snorkeling and freediving activities. You confirm that you are able to comfortably swim unassisted in rough open ocean for at least 100m. You have disclosed any relevant medical conditions and medications that may affect your participation in this trip.

### Release Forms/Waivers

While we take care to ensure our guests health and well being during the trip, we cannot be held responsible for personal injury or loss due to events beyond our control. Swimming in the ocean with marine life carries inherent risk as you are interacting with wild animals and a signed release form is required from all participants before tour departure. This is signed on the first day of departure or prior to arriving at your destination on each separate tour. Guests are encourage to fill this liability waiver and return back prior to your tour.